

Natural Beekeeping in Horizontal Hives



Dr. Leo

Sharashkin

HorizontalHive.com



“Peasant families commonly have _____ hives. Tending these takes little effort, so the owner can work his fields and attend to other matters.”

-- Nikolay Vitvitsky,

Practical Beekeeping, 1835

“Peasant families commonly have 1000 hives. Tending these takes little effort, so the owner can work his fields and attend to other matters.”

-- Nikolay Vitvitsky,

Practical Beekeeping, 1835










“God created bees so that even the most destitute of men could have his own little animal herd and find his solace.”

-- Illarion Kullanda,
Bees for Everyone, 1882

“Bee culture requires little effort,
and barely any capital to get
started.”

-- Georges de Layens,
*The Complete Course in
Apiculture*, 1892



“Many farmers in the Ozarks keep a few colonies in nail-kegs and log gums. The bees are never fed in the fall, and receive no extra protection in winter. Modern hives are almost unknown; but five out of six seasons the beekeeper ‘gets enough to rob.’”

-- John H. Lovell,
Honey Plants of N.A., 1926



Fedor Lazutin











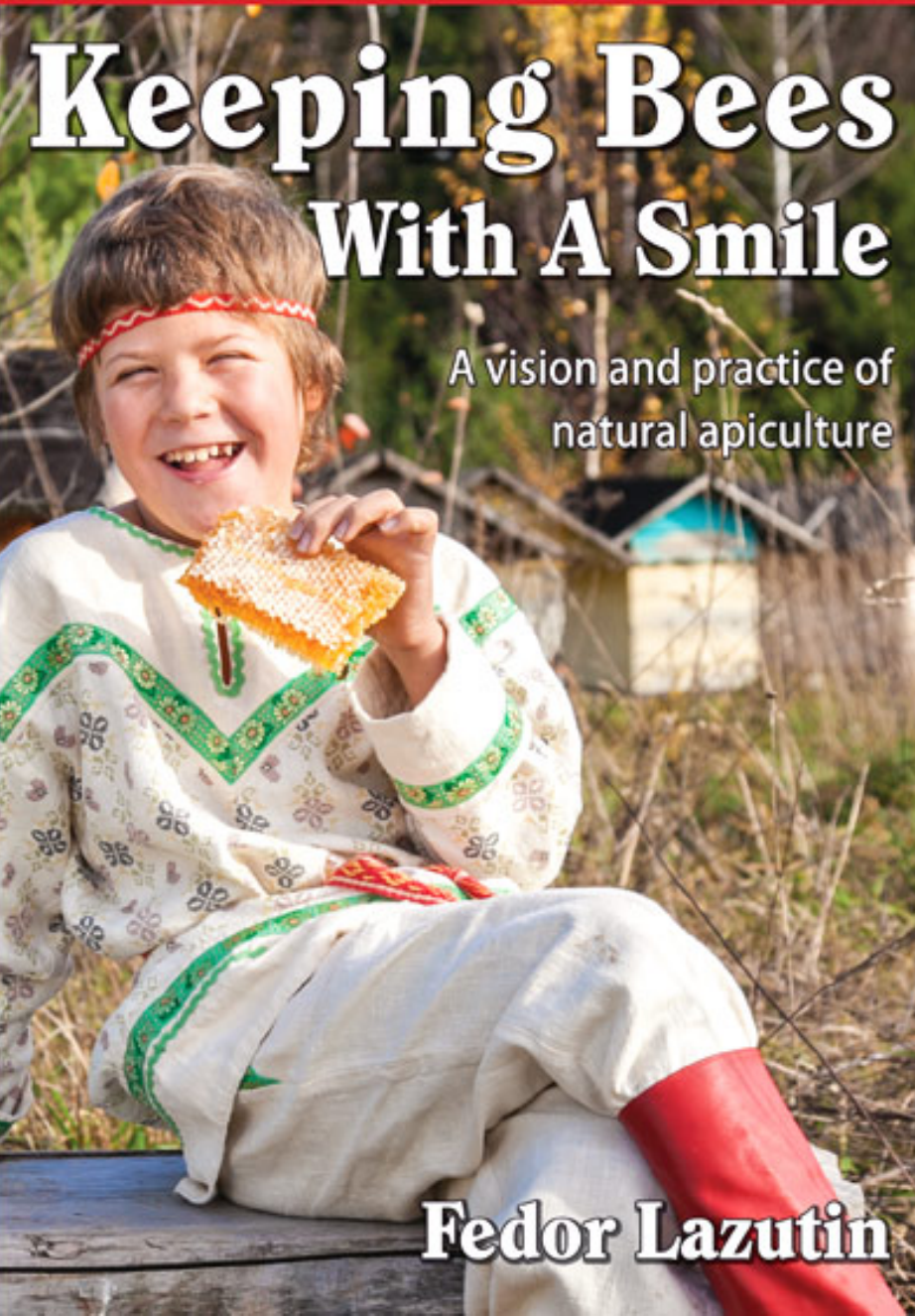








**"A valuable guide for independent-minded beekeepers."
— Thomas D. Seeley, author of *Honeybee Democracy***



Keeping Bees With A Smile

A vision and practice of
natural apiculture

Fedor Lazutin



www.americanbeejournal.com
AMERICAN BEE JOURNAL
The Beekeeper's Companion Since 1861
VOLUME 153 NO. 11
NOVEMBER 2013

KEEPING BEES WITH A SMILE: A VISION AND PRACTICE OF NATURAL APICULTURE

by Fedor Lazutin,
edited by Dr. Leo Sharashkin
402 pages, over 100 illustrations and 32
full-color photographs
\$34.95. ISBN 978-0-9842873-5-2
Deep Snow Press, September 2013.
www.DeepSnowPress.com

**"Fascinating! It will shake
up your thinking."**


"Keeping Bees With a Smile is a valuable guide for independent-minded beekeepers who are seeking ways to keep bees without treating them with chemicals, disrupting their homes, and otherwise intruding on their lives. Fedor Lazutin, one of Russia's foremost natural beekeepers, describes a beekeeping system based on a trust of a bee colony as a living being capable of solving life's challenges without human assistance. Beginner-friendly and complete with fascinating photographs, it is a special book, and one that I expect will 'shake up' the thinking of the independent-minded beekeepers in North America and Europe."

— Dr. Thomas D. Seeley,
Professor, Cornell University
author of *Honeybee Democracy*
and *The Wisdom of the Hive*

**"A valuable guide for independent-minded beekeepers."
— Thomas D. Seeley, author of *Honeybee Democracy***

Keeping Bees With A Smile

A vision and practice of
natural apiculture



Fedor Lazutin

Laid-back beekeeping for all, naturally!

While the media are awash with the news of bees disappearing on a global scale, Fedor Lazutin's bees are healthy and happy, and the number of his hives naturally doubles every year. He uses no medicines or any unnatural methods, inspects his hives once per year, and harvests more honey than he can sell! His approach is fun, healthful, rewarding, and accessible to all. Discover his unique insights on how to:

“Pick the hive model that is best suited to your locale, populate it with local bees, and the results will speak for themselves.”

-- Georges de Layens,
*The Complete Course in
Apiculture*, 1892







“Make no mistake: build the kind of hive you can craft yourself with the cheapest materials available in your country.”

-- Illarion Kullanda,
Bees for Everyone, 1882













2019 - 8 AMED
51 - 243#



















the World Grand Pro. 19



"A valuable guide for independent-minded beekeepers."
— Thomas D. Seeley, author of *Honeybee Democracy*

Keeping Bees With A Smile

A vision and practice of
natural apiculture



Fedor Lazutin

Georges de Layens

Keeping Bees in Horizontal Hives

a complete course



NOW AN INTERNATIONAL BESTSELLER

ONE MILLION HAPPY ORCHARDS

Growing Vegetables With A Smile

Growing Fruit With A Smile

Bring your backyard garden
to the front of your mind

Planting seeds of laughter,
reaping fruits of joy

ONE
MILLION
READERS

Nikolay Kurdyumov

Nikolay Kurdyumov

HorizontalHive.com






“Many years of carefully noted observations show that modified Layens hives produce the largest harvest of honey with minimal effort.”

-- Jean Hurpin,

Modified Layens Hive, 1941



CHAPITRE IV





“Horizontal hives are wonderfully suited for remote outyards. In the yards that I visit only *once per year*, I always find the bees in excellent shape with the hives full of honey, harvesting which becomes my sole task.”

-- Jean Hurpin,

Modified Layens Hive, 1941

























I. Kramskoy
A Bee Man,
1872

“The hollow was 16 ft deep and 14" across. It had 7 combs 13 ft deep. We worked at it for two days, filling 12 deep frames with brood and cutting 10 buckets of comb honey. The colony built 12 medium frames of new comb in 36 hrs.”

-- Mikhail Lupanov,

Advice of an Old Beekeeper, 1974


































Horizontal Hive

You can keep bees, naturally!

[Home](#) [Plans](#) [Events](#)

WELCOME!

We keep bees naturally in horizontal hives.

Sign Up for **free** plans and practical advice:

Email Address:

Sign up!

We're providing free information and tools you need to get started - in time for the 2014 season!



HELP! :)

Want to support our work? No donation necessary! :)

Extra-deep Frame - Do It Yourself

Some prefer a garden full of bees to a workshop full of sawdust. Let's support that! Here is a *greatly* streamlined way to build the extra-deep frames for your horizontal hives. This design uses regular "two-by-" and "one-by-" pine lumber, and the only tools you need are a miter saw (or regular hand saw), a table saw, a drill, and a screwdriver! There are no complex cuts, and you can cut a hundred frames like that in a day (excluding assembly and wiring). Assuming a knot-free board, lumber costs can be under 30 cents per frame.

This frame has the same dimensions as the one used by Fedor Lazutin (pp. 339 and 370 of *Keeping Bees With a Smile*). Its length is that of standard Langstroth (17-5/8" long with a 19" top bar) and it is 18-1/2" deep. It consists of four parts: a top bar, two identical end bars, and a bottom bar, connected using the most basic butt joints:























FROM THE AUTHORS OF *THE ART OF SOARING*

THE ART OF SOARING

DOLOKHOV & GURANOV

The Power of Luck

A USER'S MANUAL



Dolokhov & Gurangov

“More invigorating than a pint of lemon juice!”

LICKING

SUCCESS



Only
\$50 TO \$300 FINE










HorizontalHive.com





YOU Can Keep Bees

How to Start A Few Hives
For FREE

Dr. Leo Sharashkin

Editor, *Keeping Bees With a Smile*

HorizontalHive.com